



GSM/UMTS ANTENNA

Antenna GSM/UMTS Magnetic
90, Quad-band, 9 dBi,
Open end, RG58/3.5m

AO-AGSM-MG9

SECTRON company offers a wide portfolio of GSM/UMTS antennas with various versions differing in shape, level of gain and manner of attachment. SECTRON guarantees a compatible connection between an antenna and all antenna adaptors produced by SECTRON.

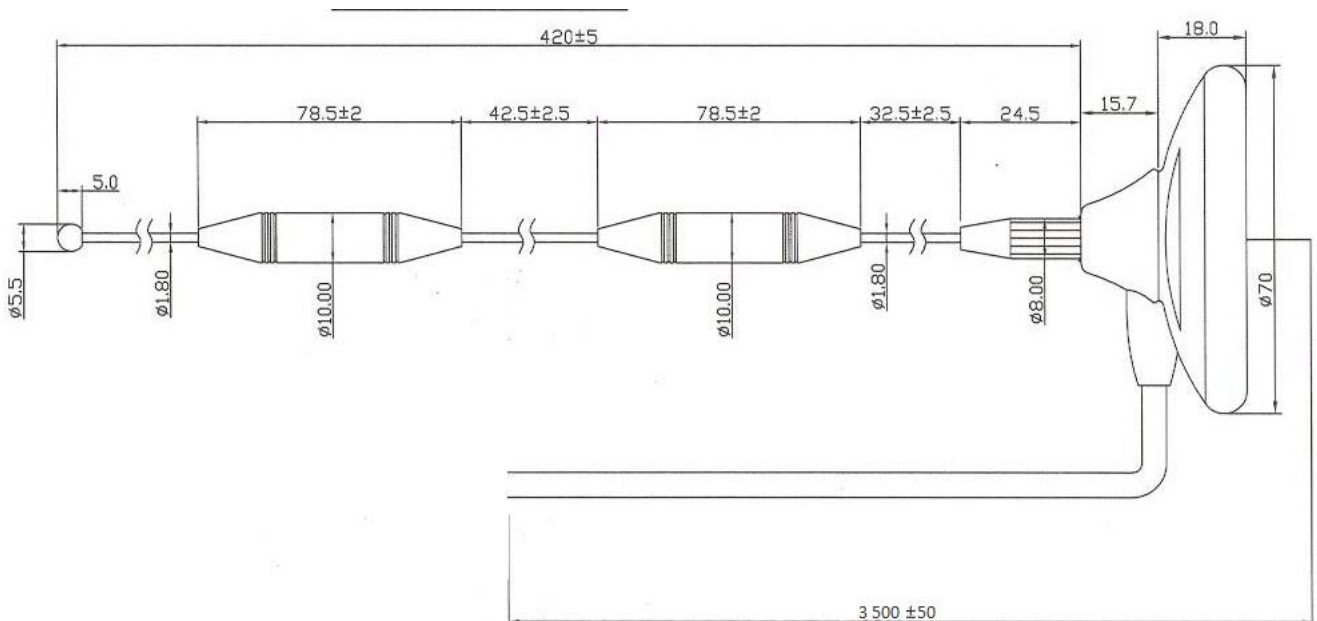


BENEFITS

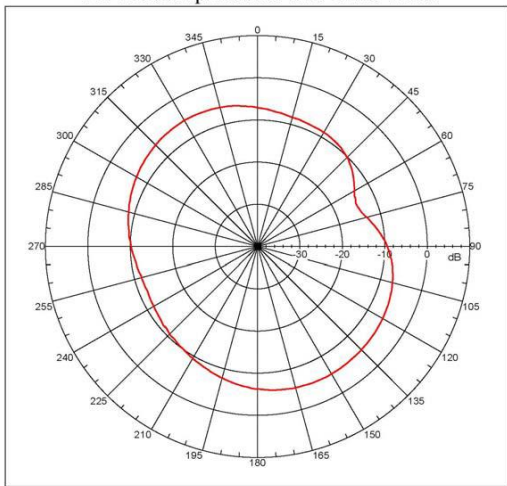
- Low VSWR
- High Gain
- Easy installation

Technology	GSM/UMTS
Frequency bands	900/1800/2100 MHz
Bandwidth	-
Gain	9 dBi
VSWR	<1.8:1
Impedance	50 Ohm
Directivity	Omnidirectional
Beam angle	H-360°,V-30°
Polarization	Vertical
Maximum input power	10 W
Power voltage	-
Dimensions	68 x 448 mm
Weight	289 g
Operating temperature	-30 to +90 °C
Execution	External
Method of attachment	Magnetic
Cable type	RG58
The cable length	3.5 m
Connector type	Optional

DRAWING



Far-field amplitude of C15+M35-H.nsi

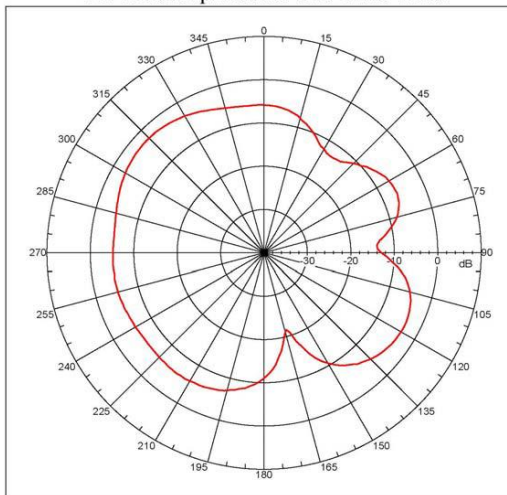


```

Far-field amplitude, Epsilon: Linear, Tau = 0.000 deg
Gain = -3.1095 dB
Max far-field (global) = -46.6686 dB, Max far-field (plot) =
-46.6686 dB
Normalization: Reference, Network offset = 0.000 dB
Vpeak at: 131.9999 deg, Vpeak at: 0.000 deg
Plot centering: On

C15+M35-H
NSI2000 V4.0.124, FileName: C:\Documents and Settings\MSI\Desktop\10
12\00000\C15+M35-H.nsi
Measurement Date/Time: 9/9/2012 1:42:32 PM, Filetype: NSI-97
Far-field Cut Analysis:
Avg value: -0.022 dB
-3. dB beam width: Not Found
-10. dB beam width: Not Found
Left sidelobe: -1.24 dB at 18.106 deg
Right sidelobe: Not Found
Far-field display setup
Azimuth (deg)
Span = 360.0000 deg, Center = 0.000 deg, #pts = 181
Start = -180.0000 deg, Stop = 180.0000 deg, Delta = 2.000
deg
Elevation (deg)
Center = 0.000 deg, #pts = 1
Selected beam(s) 1 of 1
Beam Frequency Azimuth Elevation Pol
1 0.000 GHz Azimuth Elevation Single-pol
    
```

Far-field amplitude of C15+M35-H.nsi

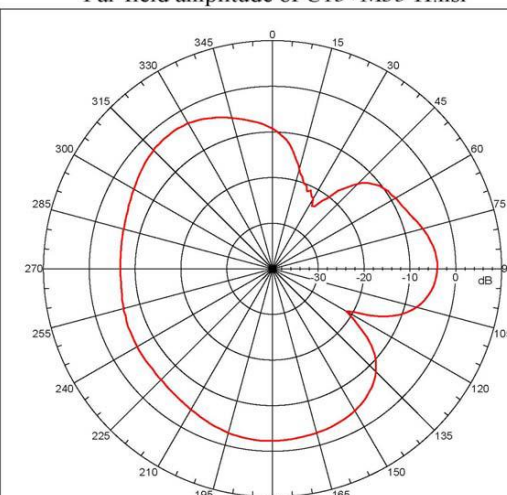


```

Far-field amplitude, Epsilon: Linear, Tau = 0.000 deg
Gain = -2.4689 dB
Max far-field (global) = -49.7174 dB, Max far-field (plot) =
-49.7174 dB
Normalization: Reference, Network offset = 0.000 dB
Vpeak at: -48.2100 deg, Vpeak at: 0.000 deg
Plot centering: On

C15+M35-H
NSI2000 V4.0.124, FileName: C:\Documents and Settings\MSI\Desktop\10
12\00000\C15+M35-H.nsi
Measurement Date/Time: 9/9/2012 1:42:32 PM, Filetype: NSI-97
Far-field Cut Analysis:
Avg value: -0.013 dB
-3. dB beam width: 100.42 deg
-10. dB beam width: 100.06 deg
Left sidelobe: Not Found
Right sidelobe: -1.83 dB at 67.374 deg
Far-field display setup
Azimuth (deg)
Span = 360.0000 deg, Center = 0.000 deg, #pts = 181
Start = -180.0000 deg, Stop = 180.0000 deg, Delta = 2.000
deg
Elevation (deg)
Center = 0.000 deg, #pts = 1
Selected beam(s) 1 of 1
Beam Frequency Azimuth Elevation Pol
5 1.000 GHz Azimuth Elevation Single-pol
    
```

Far-field amplitude of C15+M35-H.nsi



```

Far-field amplitude, Epsilon: Linear, Tau = 0.000 deg
Gain = -2.2402 dB
Max far-field (global) = -49.5673 dB, Max far-field (plot) =
-49.5673 dB
Normalization: Reference, Network offset = 0.000 dB
Vpeak at: -176.000 deg, Vpeak at: 0.000 deg
Plot centering: On

C15+M35-H
NSI2000 V4.0.124, FileName: C:\Documents and Settings\MSI\Desktop\10
12\00000\C15+M35-H.nsi
Measurement Date/Time: 9/9/2012 1:42:32 PM, Filetype: NSI-97
Far-field Cut Analysis:
Avg value: -0.389 dB
-3. dB beam width: Not Found
-10. dB beam width: Not Found
Left sidelobe: Not Found
Right sidelobe: -0.46 dB at -47.240 deg
Far-field display setup
Azimuth (deg)
Span = 360.0000 deg, Center = 0.000 deg, #pts = 181
Start = -180.0000 deg, Stop = 180.0000 deg, Delta = 2.000
deg
Elevation (deg)
Center = 0.000 deg, #pts = 1
Selected beam(s) 1 of 1
Beam Frequency Azimuth Elevation Pol
7 2.100 GHz Azimuth Elevation Single-pol
    
```

VARIANT	PART NUMBER
Antenna GSM/UMTS Magnetic 90. 9dBi. SMA(m). RG195/10m	AO-AGSM-MG9S10
Antenna GSM/UMTS Magnetic 90. Quad-band. 9dBi. SMA(m). RG58/2m	AO-AGSM-MG9S2
Antenna GSM/UMTS Magnetic 90. Quad-band. 9dBi. SMA(m). RG58/5m	AO-AGSM-MG9S5
Antenna GSM/UMTS Magnetic 90. 9dBi. SMA-RP(f). RG58/2.5m	AO-AGSM-MG9SRP
Antenna GSM/UMTS Magnetic 90, Quad-band, 9 dBi, SMA(m),	AO-AGSM-MG9S

CONTACTS

SECTRON s.r.o. Josefa Šavla 1271/12
709 00 Ostrava 9, Czech Republic

WWW.SECTRON.CZ
Tel.: +420 556 621 021